




See More Online

KFB: Key Facts For Buyers

A Guide to This Property & the Local Area

Monday 09th December 2024



CHEQUERS LANE, BRESSINGHAM, DISS, IP22

Whittley Parish | Diss

4-6 Market Hill Diss IP22 4JZ

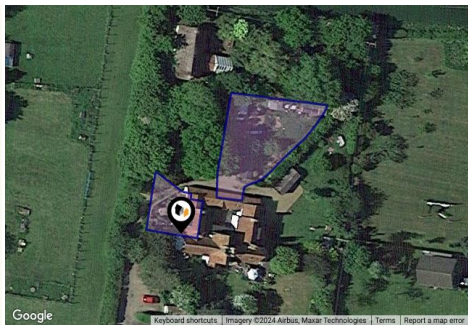
01379640808

admin@whittleyparish.com

<https://www.whittleyparish.com/>



Property Overview



Property

Type: Semi-Detached
Bedrooms: 2
Plot Area: 0.14 acres
Council Tax : Band B
Annual Estimate: £1,756
Title Number: NK501760

Tenure: Freehold

Local Area

Local Authority: South norfolk
Conservation Area: No
Flood Risk:
• Rivers & Seas: No Risk
• Surface Water: Low

Estimated Broadband Speeds
(Standard - Superfast - Ultrafast)

9 mb/s	39 mb/s	900 mb/s

Mobile Coverage:
(based on calls indoors)



Satellite/Fibre TV Availability:



Planning History

This Address



Planning records for: *Chequers Lane, Bressingham, Diss, IP22*

Reference - 2020/1184	
Decision:	Decided
Date:	13th July 2020
Description:	Replace 6 old upvc windows with wooden and replace 2 doors

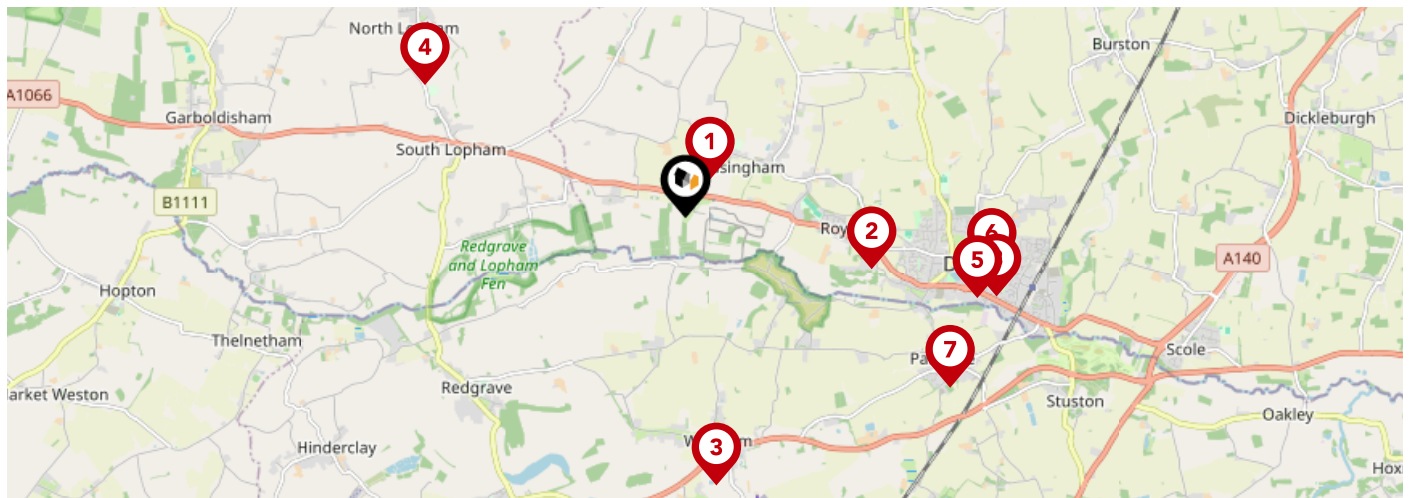






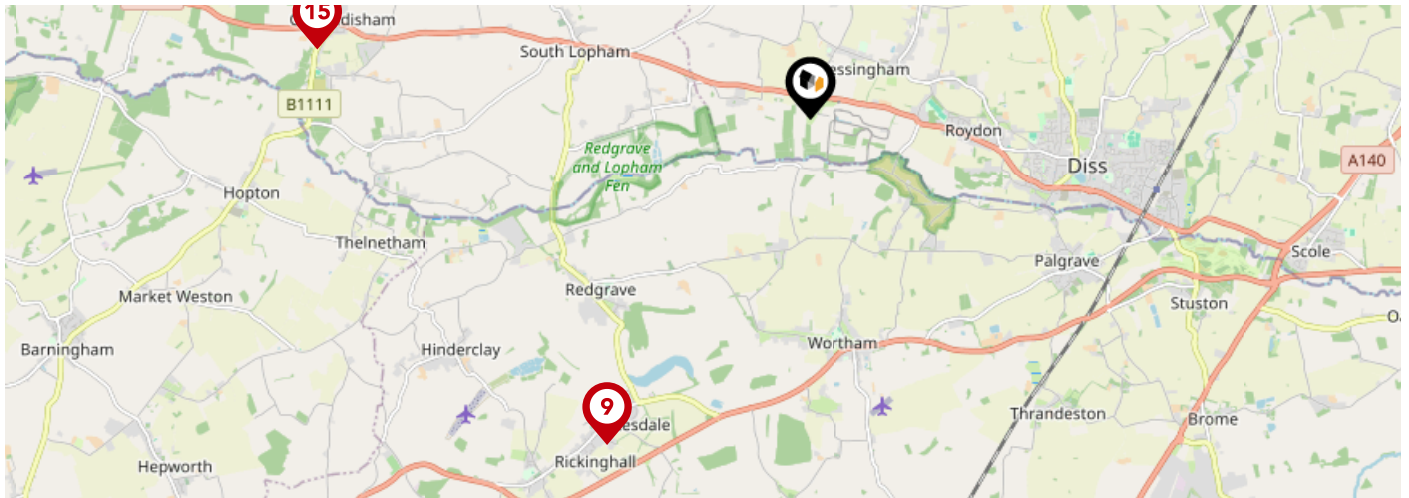
CHEQUERS LANE, BRESSINGHAM, DISS, IP22





	Nursery	Primary	Secondary	College	Private
1 Bressingham Primary School Ofsted Rating: Good Pupils: 142 Distance:0.41	<input type="checkbox"/>	<input checked="" type="checkbox"/>	<input type="checkbox"/>	<input type="checkbox"/>	<input type="checkbox"/>
2 Roydon Primary School Ofsted Rating: Good Pupils: 261 Distance:1.74	<input type="checkbox"/>	<input checked="" type="checkbox"/>	<input type="checkbox"/>	<input type="checkbox"/>	<input type="checkbox"/>
3 Wortham Primary School Ofsted Rating: Outstanding Pupils: 102 Distance:2.44	<input type="checkbox"/>	<input checked="" type="checkbox"/>	<input type="checkbox"/>	<input type="checkbox"/>	<input type="checkbox"/>
4 St Andrew's CofE VA Primary School, Lopham Ofsted Rating: Requires improvement Pupils: 25 Distance:2.65	<input type="checkbox"/>	<input checked="" type="checkbox"/>	<input type="checkbox"/>	<input type="checkbox"/>	<input type="checkbox"/>
5 Diss Church of England Junior Academy Ofsted Rating: Good Pupils: 189 Distance:2.73	<input type="checkbox"/>	<input checked="" type="checkbox"/>	<input type="checkbox"/>	<input type="checkbox"/>	<input type="checkbox"/>
6 Diss High School Ofsted Rating: Good Pupils: 941 Distance:2.81	<input type="checkbox"/>	<input type="checkbox"/>	<input checked="" type="checkbox"/>	<input type="checkbox"/>	<input type="checkbox"/>
7 Palgrave Church of England Primary School Ofsted Rating: Good Pupils: 82 Distance:2.84	<input type="checkbox"/>	<input checked="" type="checkbox"/>	<input type="checkbox"/>	<input type="checkbox"/>	<input type="checkbox"/>
8 Diss Infant Academy and Nursery Ofsted Rating: Requires improvement Pupils: 116 Distance:2.89	<input type="checkbox"/>	<input checked="" type="checkbox"/>	<input type="checkbox"/>	<input type="checkbox"/>	<input type="checkbox"/>

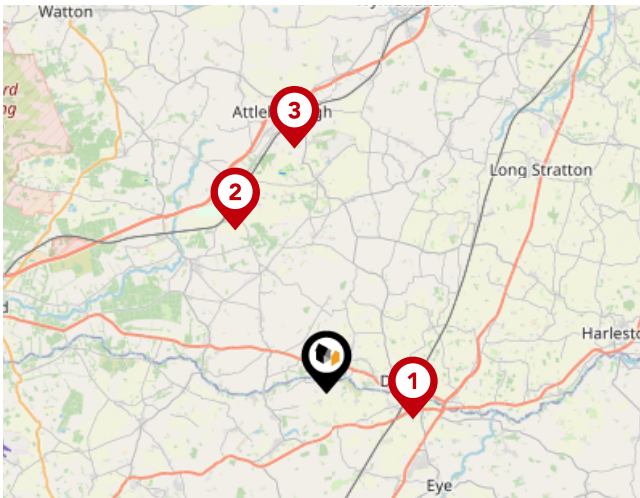
Area Schools



	Nursery	Primary	Secondary	College	Private
<p>9 St Botolph's Church of England Voluntary Controlled Primary School</p> <p>Ofsted Rating: Good Pupils: 177 Distance:3.47</p>	<input type="checkbox"/>	<input checked="" type="checkbox"/>	<input type="checkbox"/>	<input type="checkbox"/>	<input type="checkbox"/>
<p>10 All Saints Church of England Voluntary Aided Primary School, Winfarthing</p> <p>Ofsted Rating: Good Pupils: 27 Distance:3.49</p>	<input type="checkbox"/>	<input checked="" type="checkbox"/>	<input type="checkbox"/>	<input type="checkbox"/>	<input type="checkbox"/>
<p>11 Kenninghall Primary School</p> <p>Ofsted Rating: Good Pupils: 106 Distance:3.98</p>	<input type="checkbox"/>	<input checked="" type="checkbox"/>	<input type="checkbox"/>	<input type="checkbox"/>	<input type="checkbox"/>
<p>12 Burston Community Primary School</p> <p>Ofsted Rating: Good Pupils: 36 Distance:4.12</p>	<input type="checkbox"/>	<input checked="" type="checkbox"/>	<input type="checkbox"/>	<input type="checkbox"/>	<input type="checkbox"/>
<p>13 Mellis Church of England Primary School</p> <p>Ofsted Rating: Good Pupils: 154 Distance:4.39</p>	<input type="checkbox"/>	<input checked="" type="checkbox"/>	<input type="checkbox"/>	<input type="checkbox"/>	<input type="checkbox"/>
<p>14 Banham Primary School</p> <p>Ofsted Rating: Outstanding Pupils: 103 Distance:4.47</p>	<input type="checkbox"/>	<input checked="" type="checkbox"/>	<input type="checkbox"/>	<input type="checkbox"/>	<input type="checkbox"/>
<p>15 Garboldisham Church of England Primary Academy</p> <p>Ofsted Rating: Good Pupils: 73 Distance:4.51</p>	<input type="checkbox"/>	<input checked="" type="checkbox"/>	<input type="checkbox"/>	<input type="checkbox"/>	<input type="checkbox"/>
<p>16 Acorn Park School</p> <p>Ofsted Rating: Good Pupils: 128 Distance:4.77</p>	<input type="checkbox"/>	<input type="checkbox"/>	<input checked="" type="checkbox"/>	<input type="checkbox"/>	<input type="checkbox"/>

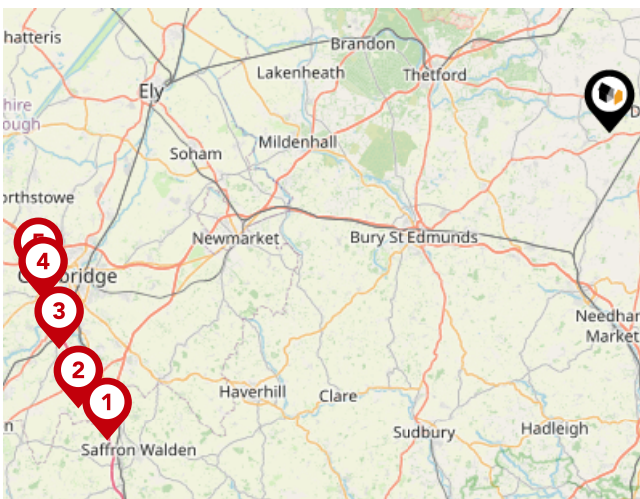
Area

Transport (National)



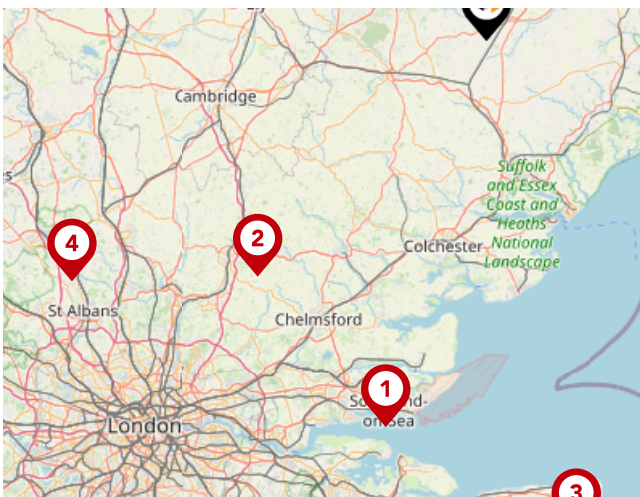
National Rail Stations

Pin	Name	Distance
1	Diss Rail Station	3.25 miles
2	Eccles Road Rail Station	6.75 miles
3	Attleborough Rail Station	8.91 miles



Trunk Roads/Motorways

Pin	Name	Distance
1	M11 J9	42.86 miles
2	M11 J10	43.45 miles
3	M11 J11	43 miles
4	M11 J13	42.84 miles
5	M11 J14	42.86 miles



Airports/Helipads

Pin	Name	Distance
1	Southend-on-Sea	58.46 miles
2	Stansted Airport	47.97 miles
3	Manston	73.14 miles
4	Luton Airport	69.95 miles

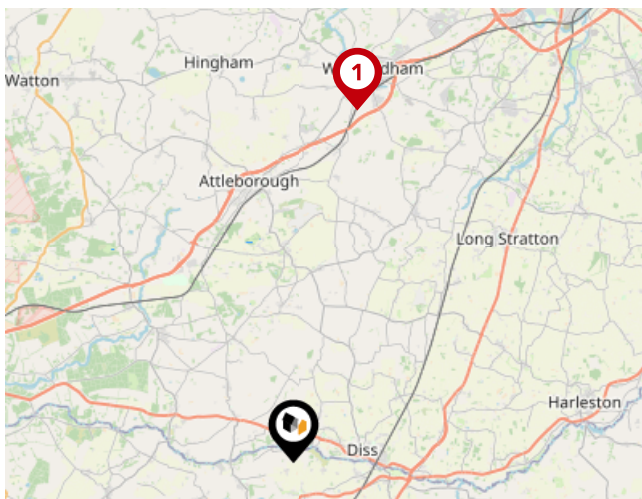
Area

Transport (Local)



Bus Stops/Stations

Pin	Name	Distance
1	Church	0.06 miles
2	Church	0.06 miles
3	Gardens	0.3 miles
4	Memorial	0.46 miles
5	Gardens	0.39 miles



Local Connections

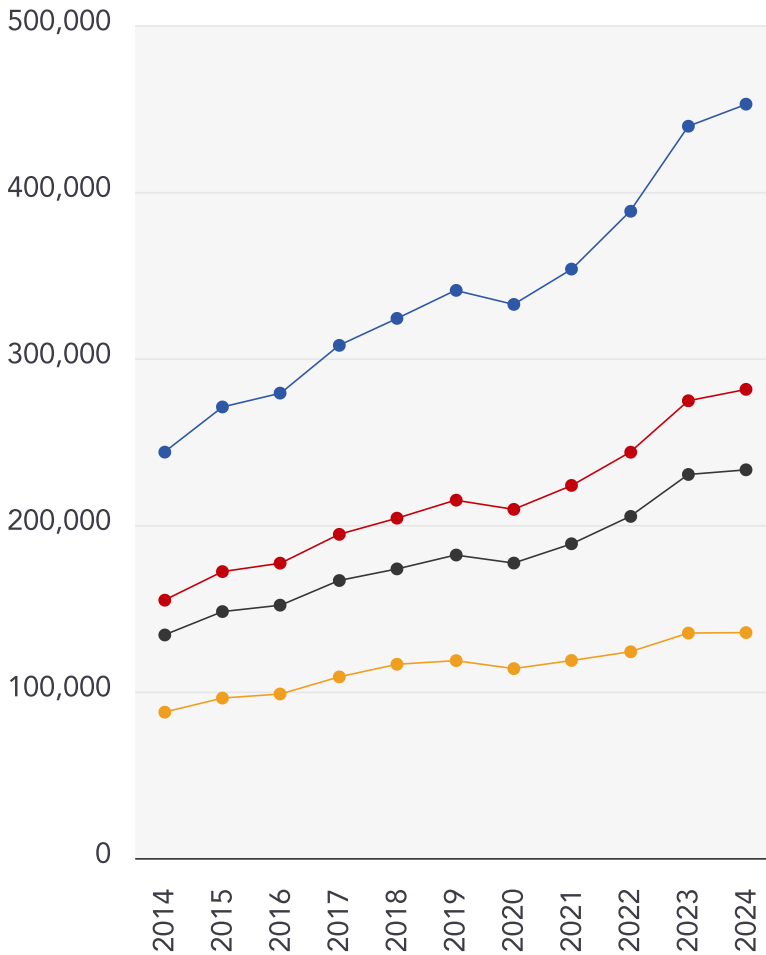
Pin	Name	Distance
1	Wymondham Abbey (Mid Norfolk Railway)	12.89 miles

Market

House Price Statistics



10 Year History of Average House Prices by Property Type in IP22



Detached

+85.73%

Semi-Detached

+81.75%

Terraced

+74.03%

Flat

+54.55%



Whittley Parish | Diss

At Whittley Parish, we strive to offer the best experience for all of our valued clients. We employ an experienced team and support our people with the best processes, cutting edge technology, marketing and training. We continue to improve and learn from feedback to strive to be the best at what we do and achieve.

Our proactive approach combined with advertising across four major property portals (Rightmove, Zoopla, onthemarket.com and Primelocation) as well as on social media platforms; coupled with our large database of registered applicants allows us to promote our properties to the widest target market.

With family roots still at the heart of all operations, Alex Parish ensures the original ethos and vision continues to run throughout the company's core, never comprising the personal service its reputation has been built upon.



Testimonial 1



It was a pleasure doing business with the Attleborough branch. Kept to every promise made and acted really fast. Made a stressful time far less stressful.

Testimonial 2



We asked Whittley Parish Diss to carry out a house valuation for us. Alex Parish came to do the job - he was kind, considerate and professional. The process was thorough but yet quick and easy for us. We couldn't ask for more - many thanks.

Testimonial 3



The whole team at Whittley Parish were first class from first introduction to final sale. With lots of estate agents in the Long Stratton area, this is the only one you need to know. Excellent would highly recommend.



[/whittleyparishmanagementltd](#)



[/whittleyparish](#)



[/whittleyparish/?hl=en](#)

Whittleby Parish | Diss

Data Quality

We are committed to comprehensive property data being made available upfront to make the home buying and selling process quicker, easier and cheaper. This is why we have partnered with Sprift, the UK's leading supplier of property-specific data.



Contains public sector information licensed under the Open Government License v3.0

The information contained within this report is for general information purposes only and to act as a guide to the best way to market your property for the asking price.

Sprift Technologies Ltd aggregate this data from a wide variety of sources and while we endeavour to keep the information up to date and correct, we make no representations or warranties of any kind, express or implied, about the completeness, accuracy, reliability, of the information or related graphics contained within this report for any purpose.

Any reliance you place on such information is therefore strictly at your own risk. In no event will we be liable for any loss or damage including without limitation, indirect or consequential loss or damage, or any loss or damage whatsoever arising from loss of data or profits arising out of, or in connection with, the use of this report.



Whittleby Parish | Diss

4-6 Market Hill Diss IP22 4JZ

01379640808

admin@whittlebyparish.com

<https://www.whittlebyparish.com/>

