

A delightful period cottage, ideal as a permanent or second home, situated in the village of Hacheston between Wickham Market & Framlingham.

Guide Price
£285,000 Freehold
Ref: P7546/C

1 Cherry Tree Cottage
The Street
Hacheston
Woodbridge
Suffolk IP13 0DR



Lobby, kitchen/dining room and sitting room.
Two first floor double bedrooms, single bedroom and bathroom.
Off-road parking for three vehicles.
35' x 25' rear garden.

Contact Us



Clarke and Simpson
Well Close Square
Framlingham
Suffolk IP13 9DU
T: 01728 724200

And The London Office
40 St James' Place
London SW1A 1NS

email@clarkeandsimpson.co.uk
www.clarkeandsimpson.co.uk

Location

1 Cherry Tree Cottages is located in the accessible village of Hacheston, which is almost equidistant between the centres of Framlingham and Wickham Market. Both Framlingham and Wickham Market offer good local shopping facilities, as well as primary schools. Framlingham also has secondary schools, Thomas Mills High School and Framlingham College. Hacheston is a hub of activity with its new village hall offering all manner of events and clubs. There is also an excellent farm shop and nursery. The village of Easton is within easy cycling distance and here there is a superb pub, Easton Farm Park, a bowls club and cricket club. The Heritage Coast is within about 10 miles, with the popular centres of Orford, Thorpeness, Aldeburgh, Walberswick and Southwold all being within easy reach. Woodbridge is within about 7 miles, whilst the county town of Ipswich lies about 15 miles to the south-west, offering frequent mainline railway services to London's Liverpool Street.

Description

1 Cherry Tree Cottage is a Grade II listed timber-framed semi-detached dwelling with rendered elevations under a tiled roof. It is believed to date from the sixteenth century and throughout the property are period features, such as exposed beams and studwork. The vendors have recently improved the property by installing a new gas fired boiler and radiators throughout, added new wood burning stoves in both the kitchen and sitting room and new timber flooring in the sitting room. It is anticipated that some interested parties may wish to further enhance the property with a new bespoke kitchen.

The cottage is ideally located for access to Framlingham, Wickham Market and the A12. It is also very convenient for access to the Heritage Coast. It is anticipated that the property would be of interest to buyers looking for a permanent home, second home, or a holiday let. Outside, there is parking for three vehicles, along with a well maintained, mature garden.

The Accommodation

The Cottage

Ground Floor

An oak front door provides access to the

Lobby

Tiled flooring and wall light point. Doorways lead to the kitchen/dining room and

Sitting Room 17'5 x 11'11 (5.30m x 3.64m)

A heavily timbered dual-aspect room with north-east facing windows overlooking the rear garden. South-west facing window, with secondary glazing, to the front of the property. Inglenook fireplace with bressummer beam above, which is home to a new wood burning stove. Wall light points. Newly fitted engineered Oak flooring and feature radiator.



Kitchen/Dining Room 17'5 x 10'1 (5.30m x 3.08m)

North-east facing window to the rear, flanked on one side by a glazed door. South-west facing window with secondary glazing to the front of the property. Brick fireplace with newly fitted contemporary wood burning stove. Newly fitted feature radiator. Fitted with high and low level wall units with space and plumbing for a dishwasher and washing machine. Electric oven with four-ring gas hob above and extractor fan. Work surface incorporating a stainless steel sink with drainer and mixer tap above. Breakfast bar. Space for fridge and freezer. Tiled flooring and exposed timbers.



A door opens into an

Inner Hallway

North-east facing window overlooking the rear garden. Understairs recess which is home to the newly fitted gas fired boiler. Exposed timbers. Stairs rise to the

First Floor

Landing

Exposed chimney breast. Hatch to roof space. Built-in airing cupboard. Doors lead to the three bedrooms and bathroom.

Bedroom One 12'0 x 10'3 (3.66m x 3.14m)

A double bedroom with south-west facing window with secondary glazing to the front of the property. Exposed timbers and chimney breast. Radiator. A door opens to a walk-in wardrobe with hanging rails.



Bedroom Two 11'11 x 10'10 (3.64m x 3.31m)

A good-sized double bedroom with south-west facing window to the front of the property with secondary glazing. Exposed beams and brick chimney breast. Radiator.



Bathroom

North-east facing window with obscured glazing. Bath with shower above. WC and hand wash basin. Fitted shelving. Ladder-style towel radiator. Strip light with shaver point.



Bedroom Three 11'4 x 6'2 (3.45m x 1.89m)

A small single bedroom or study with north-east facing window overlooking the rear garden with far reaching field views. Exposed timbers. Radiator.



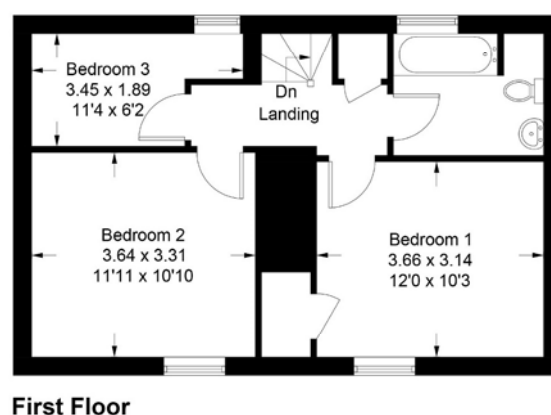
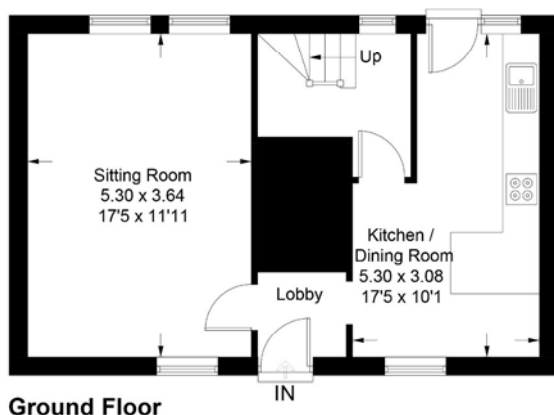
Outside

The cottage abuts the pavement to the front. The property has a right of way over the neighbouring driveway to the rear, which leads to off road parking for two/three vehicles. A gate from the parking area leads to the garden. This measures approximately 35' x 25' and is fully enclosed by fencing and hedging, which makes it extremely private. There are two patio areas — one abutting the cottage itself and another at the end of the garden which enjoys the south-westerly sun. Much of the garden is laid to lawn, but there are mature borders and pathways.



1 Cherry Tree Cottage, Hacheston

Approximate Gross Internal Area = 88.9 sq m / 957.3 sq ft



For identification purposes only. Not to scale. Copyright fullaspect.co.uk
Produced for Clarke and Simpson

Viewing Strictly by appointment with the agent.

Services Mains water, electricity and gas. New gas-fired boiler serving the central heating. Modern sewage treatment plant.

Council Tax Band C; £2,183.65 payable per annum 2025/2026.

Local Authority East Suffolk Council; East Suffolk House, Station Road, Melton, Woodbridge, Suffolk IP12 1RT; Tel: 0333 016 2000.

Broadband To check the broadband coverage available in the area click this link –
<https://checker.ofcom.org.uk/en-gb/broadband-coverage>

Mobile Phones To check the mobile phone coverage in the area click this link –
<https://checker.ofcom.org.uk/en-gb/mobile-coverage>

NOTES

1. Every care has been taken with the preparation of these particulars, but complete accuracy cannot be guaranteed. If there is any point, which is of particular importance to you, please obtain professional confirmation. Alternatively, we will be pleased to check the information for you. These Particulars do not constitute a contract or part of a contract. All measurements quoted are approximate. The Fixtures, Fittings & Appliances have not been tested and therefore no guarantee can be given that they are in working order. Photographs are reproduced for general information and it cannot be inferred that any item shown is included. No guarantee can be given that any planning permission or listed building consent or building regulations have been applied for or approved. The agents have not been made aware of any covenants or restrictions that may impact the property, unless stated otherwise. Any site plans used in the particulars are indicative only and buyers should rely on the Land Registry/transfer plan.

2. The Money Laundering, Terrorist Financing and Transfer of Funds (Information on the Payer) Regulations 2017 require all Estate Agents to obtain sellers' and buyers' identity.

3. Being an attractive, Grade II listed period cottage, there are exposed beams, along with low doorways and ceiling heights.

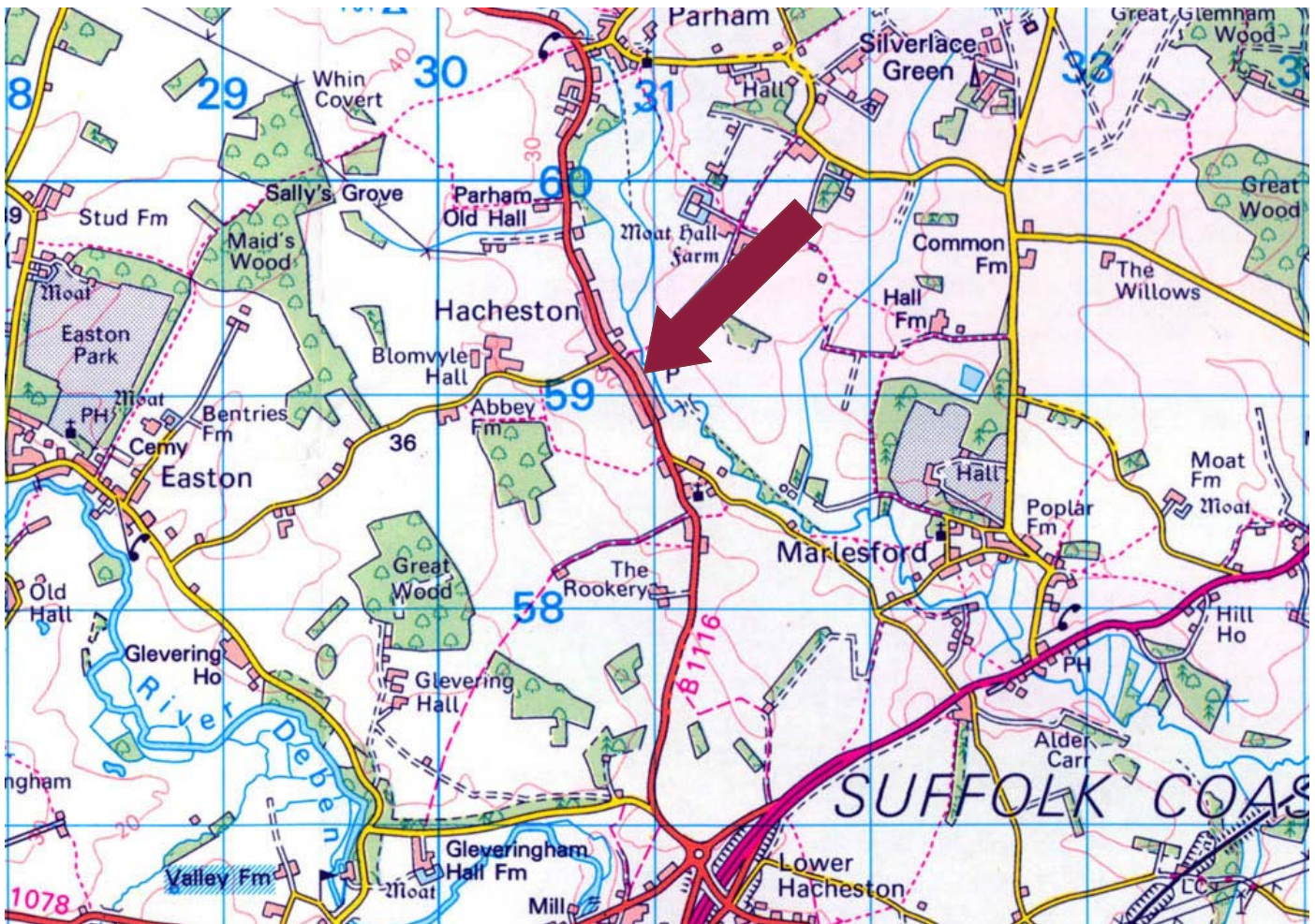
4. The vendors have completed a Property Information Questionnaire about the property and this is available to be emailed to interested parties.

March 2025

Directions

From Framlingham, proceed in a southerly direction towards Woodbridge on the B1116. Continue through Parham and into Hacheston, passing the small lane on the right hand side. Shortly after this, the driveway for 1 and 2 Cherry Tree Cottage will be found on the left hand side of the road. Proceed through the five-bar gate to the rear of the properties, and access the cottage itself via the back garden.

For those using the What3Words app: [///soggy.glitz.worth](http://soggy.glitz.worth) (for access from the driveway)



Need to sell or buy furniture?

If so, our Auction Centre would be pleased to assist — please call 01728 746323.